

Cash Pooling Solution

to price your intercompany
positions

Why?

[Click for more information](#)

What?

[Click for more information](#)

How?

[Click for more information](#)

Have a look!

[Click for more information](#)

Zanders Inside

[Click for more information](#)

Increased scrutiny triggered by new and clear TP guidance

Feb 2020
Publication of the final OECD transfer pricing guidance for financial transactions

- Increased scrutiny from tax authorities on financial transactions
- Document which tax authorities can use to challenge the interest rates




Functional analysis

A functional analysis of the cash pool participants and leader is required




Synergy allocation

The synergies generated in the cash pool should be allocated between the leader and participants




Structural balances

Balances which have been in the cash pool for a longer time should be converted into loans



Documentation

Clear documentation of the overall cash pool should be available to share with local tax authorities



An automated solution to calculate and allocate synergies

Cash Pooling Solution

- ✓ A **cloud-based solution** on the Zanders Inside platform
- ✓ Can be used for:
 - Notional cash pools
 - Physical cash pools
 - In-house banks
- ✓ Calculation of **arm's length** stand-alone rates for participants or use of credit rating equalisation
- ✓ Calculation of **cash pooling synergies**
- ✓ **Functional analysis** of the cash pool leader
- ✓ Allocation to the participants by choosing between different **allocation keys**
- ✓ Analysis of **structural balances**

Zanders Inside



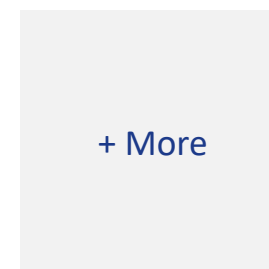
Cash Pooling solution



IBR Lease solution

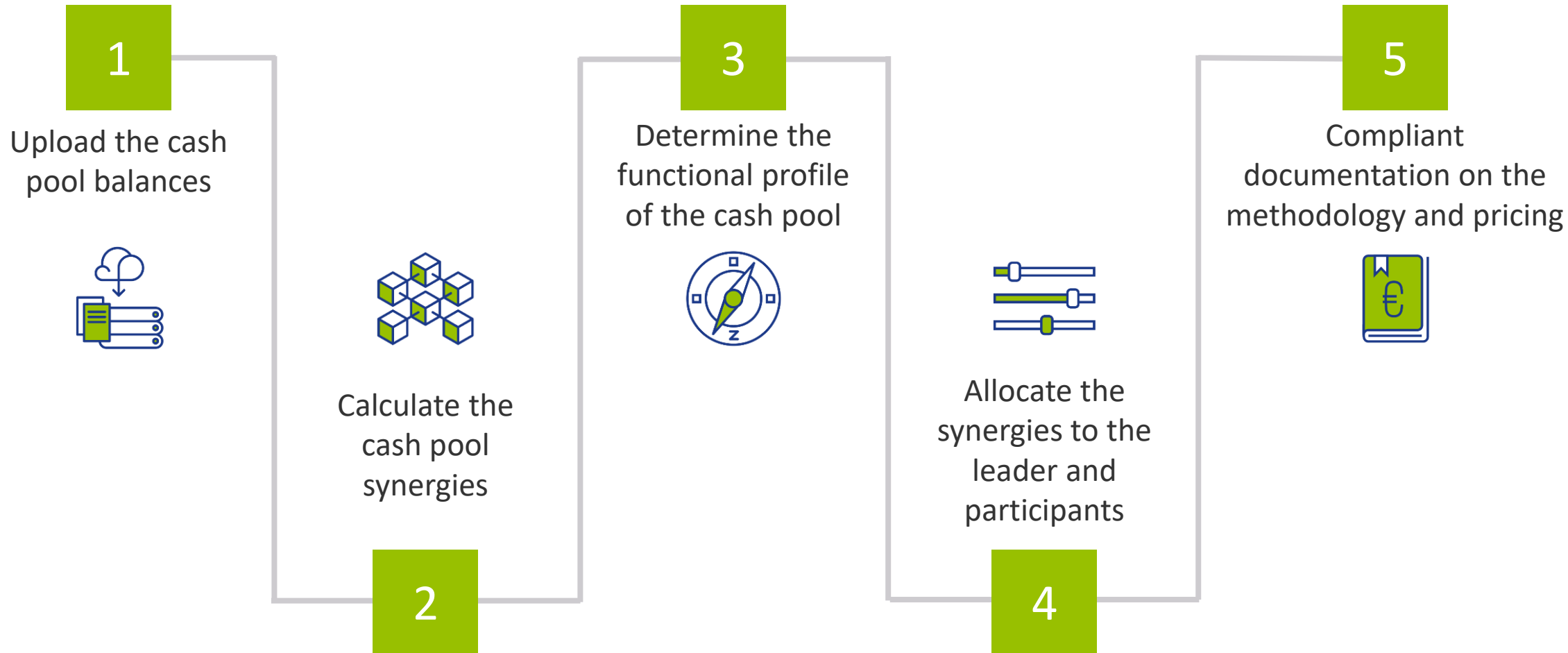


Transfer Pricing Solution



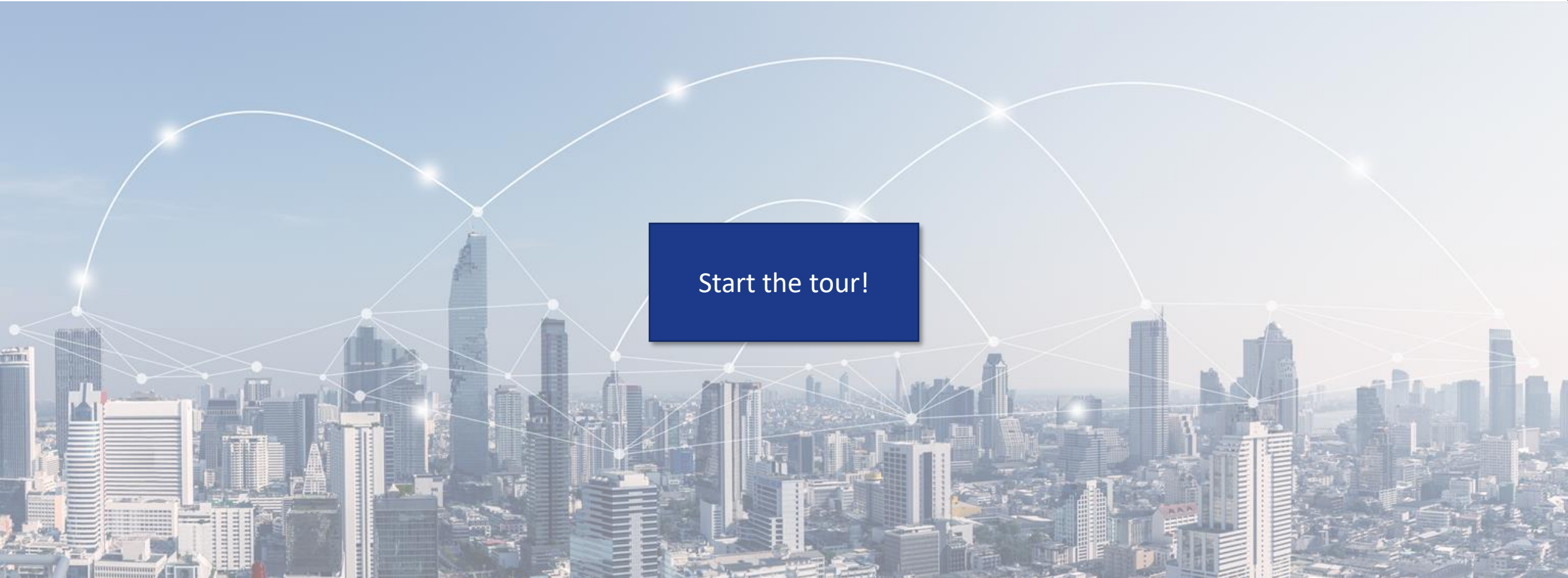
An automated solution to calculate and allocate synergies

How?



A sneak peek of our proof of concept

Have a look!



Start the tour!

A sneak peek of the proof of concept

Have a look!

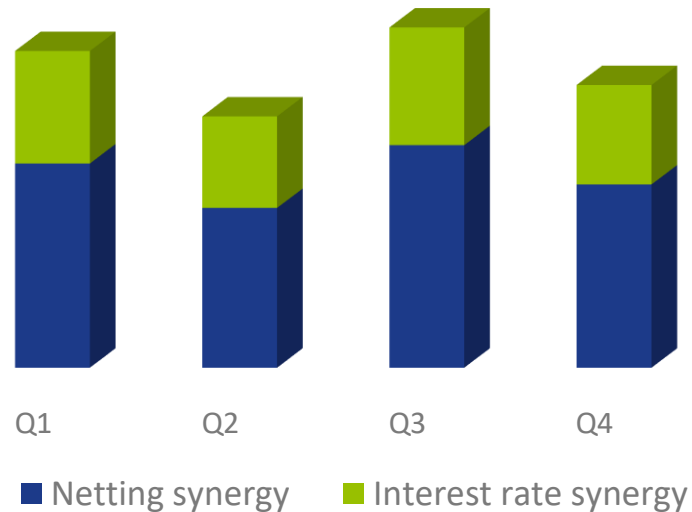
Dynamic synergy calculation

Data analysis to determine allocation key

Design your export file

Identify structural balances

Total synergies generated by the cash pool per quarter



Total synergies generated per participant

Participant A	
Netting synergy	54.687
Interest rate synergy	23.782
Total synergy	78.469
Participant B	
Netting synergy	26.687
Interest rate synergy	5.931
Total synergy	32.618

A sneak peek of the proof of concept

Have a look!

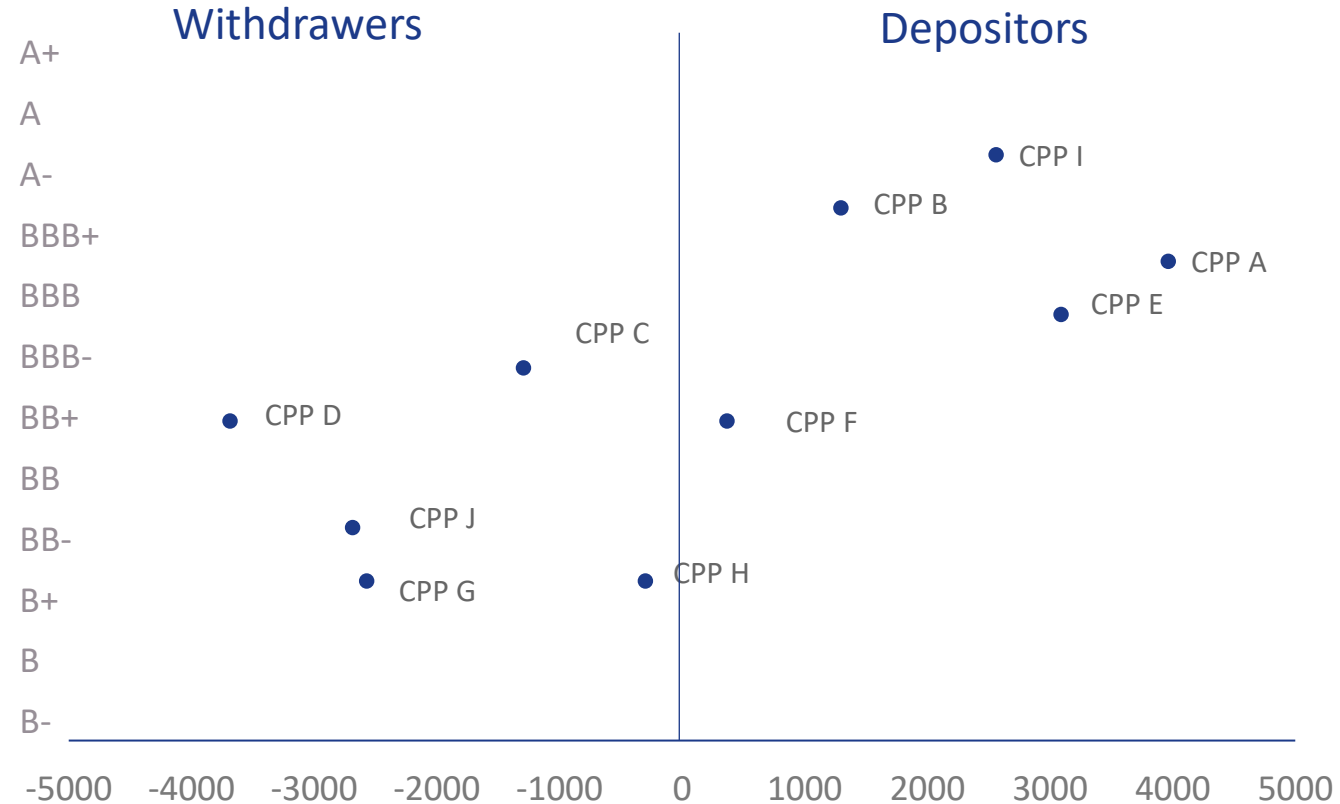
Dynamic synergy calculation

Data analysis to determine allocation key

Design your export file

Identify structural balances

Average balances and credit rating of each participant



Dashboards that help you determine the best allocation key for your synergies

A sneak peek of the proof of concept

Dynamic synergy calculation

Data analysis to determine allocation key

Design your export file

Identify structural balances

Excel export file

Participant-specific data which can be used for further analysis outside of the tool or to transfer to the treasury system

- Credit rating
- Cash pool balances
- Reference rate
- Reference deposit rates
- Credit risk premium
- Sovereign risk premium
- Synergy premium
- Total synergy
- Total overdraft rate
- Total deposit rate

Transfer Pricing documentation

OECD compliant report which details the methodology used for the calculation of the cash pooling rates



Pick and choose which elements you want to download for further use

A sneak peek of the proof of concept

Have a look!

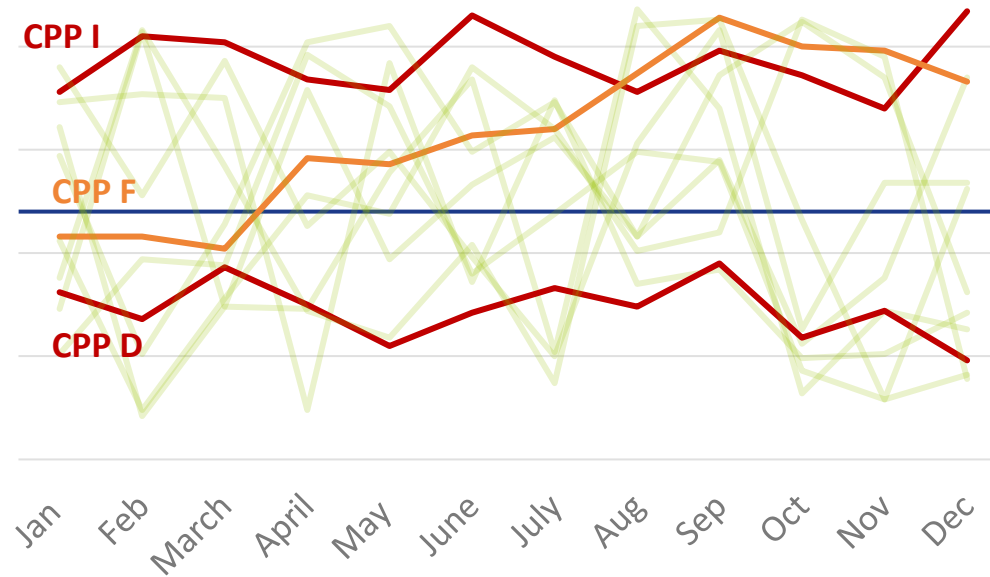
Dynamic synergy calculation

Data analysis to determine allocation key

Design your export file

Identify structural balances

Cash pool position of each participant over the last year



Automatic suggestion from the tool on which positions may be structural

Participant	Structural balance
CPP A	●
CPP B	●
CPP C	●
CPP D	●
CPP E	●
CPP F	●
CPP G	●
CPP H	●
CPP I	●
CPP J	●

Receive automatic notifications on structural balances

Our history

- 1994** ● **Zanders is founded**
 - ▶ Independent treasury and risk consultancy
 - 2005** ● **International expansion**
 - ▶ Offices in NL, BE, UK, CH, US, JP and SE
 - 2017** ● **Launch of Zanders Inside**
 - ▶ Cloud-based platform for treasury and risk solutions
 - 2018** ● **Building new solutions**
 - ▶ Transfer Pricing Solution
 - ▶ IBR Lease Solution
 - ▶ ECL Solution
 - ▶ Savings Modelling Solution
 - 2020** ● **Cash Pooling Solution**
 - ▶ Cash Pooling Solution
- And many more to come!

“Our purpose is to create value for our clients by delivering quality solutions based on the latest technologies and insights.”

Vision and Mission

- We strive to create value for our clients by building innovative treasury and risk solutions
- We aim to make treasury and risk processes *better, easier and faster*

Our key capabilities

- In-depth knowledge of treasury and risk, combined with data science and modelling capabilities
- Our team of 200+ consultants ensure that our solutions incorporate the latest insights and best practices

Our track record

- Over 25 years of experience in the treasury and risk domain
- Powered by Zanders, a leading treasury and risk consultancy firm

Zanders Inside



Automate your transfer pricing and cash pool documentation



Uses up-to-date, easy and scalable technology for transfer pricing and cash pool calculations



Experienced employees with specialized skills in treasury, risk and transfer pricing are ready to assist you

Let's talk!

ZANDERS
■ INSIDE ■

www.zandersinside.com
Inside@zanders.eu

Bussum

Brinklaan 134
1404 GV Bussum
The Netherlands

London

Battersea Studios 2
82 Silverthorne Rd
London UK SW83HE

New York

230 Park Avenue
New York NY 10169
USA



Tokyo

1 F Frances Building
Tokyo 150-0021
Japan

Stockholm

M. Samuelsgatan 60
111 21 Stockholm
Sweden

Zurich

Gessnerallee 36
8001 Zürich
Switzerland

Antwerp

Schuttershofstraat 9
2000 Antwerp
Belgium